



**SITE ADDRESS :**

Ashraya-10, Beside Ashraya-9,  
Near Khodiyar Temple, G.S.T  
Compound, New Ranip,  
Ahmedabad 382 480.

**CORPORATE ADDRESS :**

504, Earth Arise,  
Near YMCA Club, S.G. Highway,  
Ahmedabad - 380051

**DESIGN BY :**

Rajesh Darji



TATHYA INFRA SPACE PVT LTD.



3D Design And Renders

**FOR BOOKING CONTACT :**

M : +91 9737 8555 29

M : +91 9737 8555 28

M : +91 9737 8555 27

M : +91 9737 8555 26

M : +91 9737 8555 25

# Ashraya 10



*The Luxurious Jewel Of New Ranip*

**Disclaimer :**

• Good environment is the main feature of society. • The developer reserves the right to change or revise or make any modifications, additions or alteration in the scheme as a whole or any part there of or any details therein, at their sole discretion without any prior notice. • Such changes would be binding to all the members. • Purchaser are strictly not permitted to make any changes, alterations of any nature in the elevation, exterior colour scheme of the complex or any change affecting the overall design, concept and outlook of the entire scheme during or after the completion of scheme. • Maintenance deposit shall be borne by the purchaser and shall be paid at the time of possession. • Stamp Duty and Registration fees shall be borne by the purchaser. • The brochure is just for an easy presentation of the project and should not be treated as a legal document. • The entire dimension given is approximate and unfinished Subject to Ahmedabad jurisdiction.





## *Redefining Luxury*

Presenting The Jewel Of New Ranip. The only high rise tower in the vicinity with ultra modern & luxurious amenities. And all that at a price that will make you smile. It is time for you to take the next step.

**SO HURRY,**  
100 % loan papers available on booking





AIRPORT  
10 KM

RAILWAY STATION  
8 KM

RTO  
4 KM

SABARMATI  
2 KM

S.G. HIGHWAY  
4.5 KM

SCHOOL  
5.5 KM

WADAJ BUS STOP  
4 KM

PROPOSED  
METRO STATION  
3 KM

CENTRALLY  
LOCATED



*Opulent Grand Facade*







## FLOOR PLAN TYPE

C, C1, D, D1, F, F1, E, E1, I, I1,  
J, J1, L, L1, K, K1



### 101

1	DRAWING ROOM	10'3" X 14'6"
2	BEDROOM	12'0" X 10'0"
3	BALCONY	4'6" X 4'0"
4	TOILET	4'0" X 6'0"
5	BEDROOM	10'6" X 10'0"
6	TOILET	7'3" X 3'6"
7	KITCHEN	8'6" X 10'9"
8	WASH	8'0" X 3'6"
9	BALCONY	7'0" X 4'0"

### 102

1	DRAWING ROOM	10'3" X 14'6"
2	BEDROOM	10'0" X 10'0"
3	TOILET	6'0" X 4'3"
4	BEDROOM	10'0" X 12'0"
5	TOILET	4'7.5" X 5'6"
6	BALCONY	10'0" X 3'0"
7	KITCHEN	8'0" X 11'9"
8	WASH	8'0" X 3'6"
9	BALCONY	7'0" X 4'0"





## FLOOR PLAN TYPE



A, A1

1	DRAWING ROOM	10'0" X 15'0"
2	KITCHEN/ DINING	9'0" X 15'0"
3	WASH	5'9" X 4'7.5"
4	TOILET	4'0" X 5'6"
5	BEDROOM	10'6" X 10'0"
6	BEDROOM	10'0" X 12'6"
7	TOILET	6'0" X 4'0"
8	BEDROOM	9'0" X 10'0"
9	BALCONY	8'0" X 3'0"



B, B1, G, G1, H, H1, M, M1

1	DRAWING ROOM	10'0" X 15'0"
2	KITCHEN/ DINING	8'6" X 15'0"
3	WASH	5'0" X 6'0"
4	TOILET	4'0" X 5'6"
5	BEDROOM	11'0" X 10'0"
6	BEDROOM	10'0" X 12'6"
7	TOILET	6'0" X 4'0"
8	BEDROOM	9'0" X 10'0"
9	BALCONY	7'0" X 3'9"









*Integrated Commercial Spaces*







**DOOR &  
WINDOW**

Decorative main door with wooden frame & flush type internal doors with enamel paint.

All the sliding windows are fully glazed, powder coated with aluminium sections and natural stone wall.









*Exclusive Children's Play Area*






-  DAY-CARE CENTRE
-  GAZEBO
-  WATER BODY WITH FOUNTAIN
-  YOGA MEDITATION ROOM
-  TODDLER PLAY AREA
-  CCTV
-  PARKING
-  POWER BACKUP
-  MULTIPURPOSE HALL
-  SPLASH POOL
-  GYM INDOOR/ OUTDOOR
-  INDOOR GAMES ROOM
-  AMPHITHEATER



## AMENITIES

-  TRAFFIC FREE CENTRAL GREEN SPACE
-  SECURITY SYSTEM WITH INTERCOM
-  SR. CITIZEN SIT OUT AREA
-  SOCIETY MANAGER'S OFFICE
-  JOGGING PARK
-  MULTIPURPOSE SPORTS COURTS





# SPECIFICATIONS

## STRUCTURE

Earthquake resistant R.C.C. frame structure with brick masonry wall.

## WALL FINISH

Intrenal Finish, single coat mala plaster with wall putty & external double coat sand faced plaster with acrylic paint.

## FLOORING

Good quality vitrified tiels in entire apartment.

## KITCHEN

Sandwich Platform with granite top & S.S. Sink with designer tiles dado unto lintel level.

## TOLET & PLUMBING

Glazed tiels dado upto lintel level & flooring. Concealed plumbing with reputed sanitary ware & C.P. fittings.

## DOOR & WINDOW

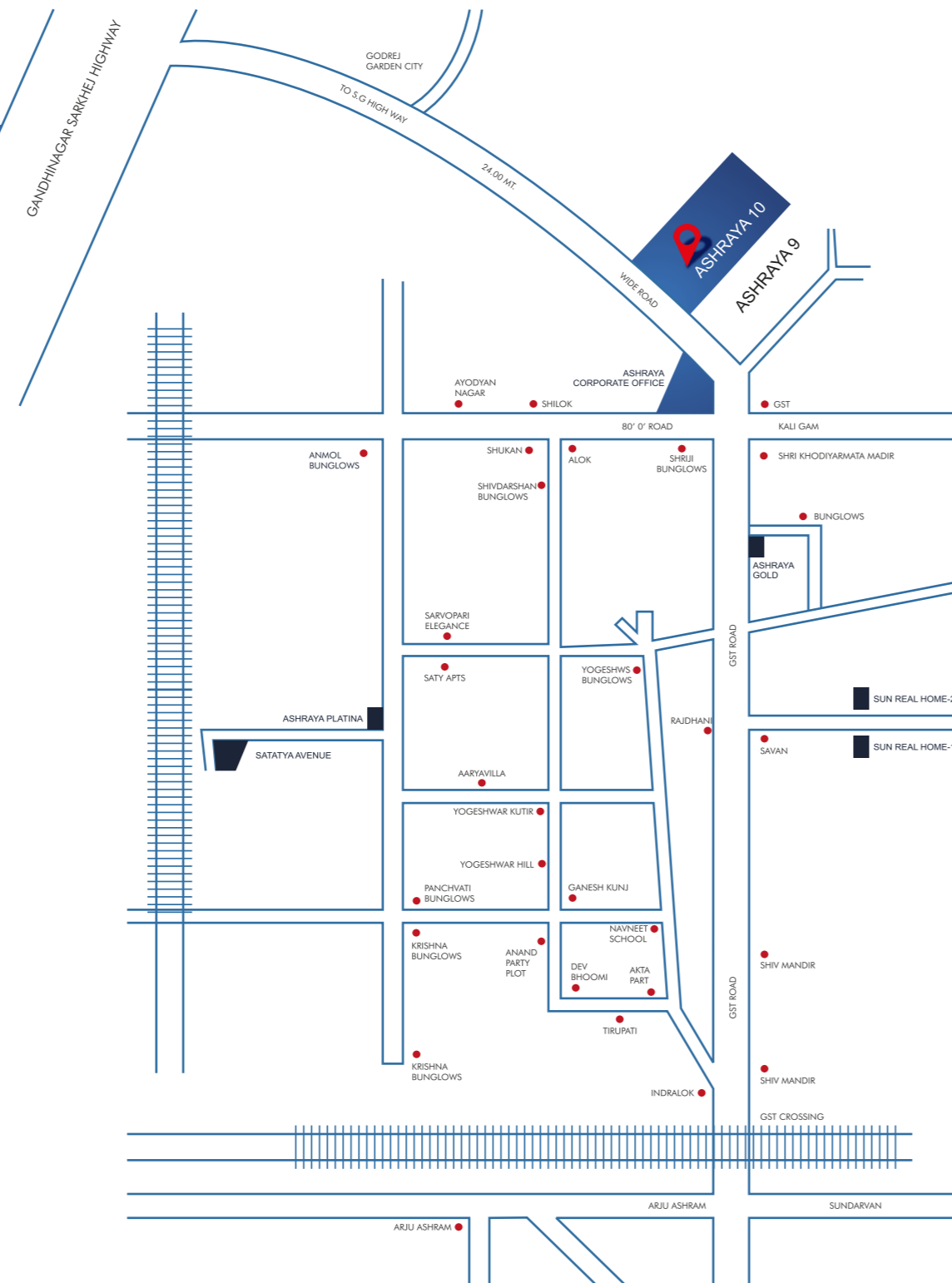
Decorative main door with wooden frame. All other intrnal doors will be flush type with enamel paint, fully glazed powder coated aluminum section sliding windows with natural stone wall.

## ELECTRIFICATION

Single phase concealed copper wiring with good quality accesories and sufficent electric points.

## TERRACE

Open terrace to be finished with china mosaic for heat reflection & waterproffing.



Manipur Elegance @ Manipur - 2010



Chevron Plaza @ Motera - 2011



Ashraya Platina @ New Ranip - 2011



Ghuma-89 @ Bopal - 2008



Sun Real Home @ New Ranip - 2012



Ashraya Gold @ New Ranip - 2011



Satatya Avenue @ New Ranip - 2012



Madhuvan Glory @ Naroda - 2011



Garden Paradise @ Bopal - 2013



Sun Optima @ Bopal - 2013



Vinayaka Homes @ Ujala Circle - 2015

OTHER PROJECTS BY  
ASHRAYA GROUP



Ashraya 9 @ New Ranip - 2015